



Year 1 Curriculum Overview



OUR CURRICULUM PRINCIPLES



L



E



A



P

LEAP represents the curriculum principles that guide learning at our school. We believe that our curriculum must address the barriers that our children bring with them and it must help our children overcome those barriers so that they can be the best they can be.

Our principles are rooted in meeting the national curriculum expectations and also exceeding them.

From Nursery to Year 6, all our children are exposed to teaching and learning that is:







- **Language-Rich** – We nurture confident communication by providing rich opportunities to talk, listen, and build vocabulary, enabling children to express ideas clearly and to a high standard.
- **Experiential** – We bring learning to life through hands-on experiences (trips, visits, art/design, and real-world exploration) that inspire curiosity and deepen understanding.
- **Ambitious** – We set the highest expectations for every learner, encouraging them to achieve their best and believe in their potential.
- **Purposeful** – We design learning that builds on prior knowledge, carefully addressing gaps to ensure meaningful, connected progress.

Together, these principles empower our children to LEAP forward in their academic learning, grow, and fulfil their potential.



Year 1 Curriculum Overview



	Autumn 1	Autumn 2	Spring 1	Spring 2	Summer 1	Summer 2
Core texts						
CORE VALUES	TRACK - Tenacity, Respect, Ambition, Character & Kindness					TRACK - Tenacity, Respect, Ambition
Other Values	Friendship, Equality, Tolerance, Faith & Democracy		Ambition, Fairness, Honesty, Determination		Tolerance, Fairness, Honesty, Determination	
British Values	Democracy, Tolerance, Rule of Law		Individual Liberty, Mutual Respect, Democracy		Tolerance, Rule of Law, Mutual Respect	
Coverage of Literacy genres	Text type 1: Descriptions Narrative retell Text type 2: Fact file Text type 3: Letter	Text type 1: Narrative retell/ descriptions Text type: Letter/post card	Text type 1: Narrative retell Text type 2: instructions	Text type 1: Non-chronological reports Text type 2: instructions	Text type 1: narrative (traditional tale) Text type 2: Biography	Text type 1: Non-chronological reports Text type 2: Persuasive Poster
Grammar Focus	<ul style="list-style-type: none"> capital letters and full stop Use of I Use of and Use of prefix 'ed' GDS: expanded noun Phrases conjunctions 	<ul style="list-style-type: none"> capital letters and full stop Use of I Question marks Exclamations Use of plurals 	<ul style="list-style-type: none"> capital letters and full stop Use of I Use of and Use of prefix 'un' Use of plurals GDS: expanded noun phrases conjunctions 	<ul style="list-style-type: none"> capital letters and full stop Use of I Use of and Use of prefix 'un' GDS: expanded noun phrases conjunctions 	<ul style="list-style-type: none"> capital letters and full stop Use of I Use of and Use of prefix 'un' Use of plurals GDS: expanded noun phrases conjunction 	<ul style="list-style-type: none"> capital letters and full stop Use of I Use of and Use of prefix 'un' Use of plurals GDS: expanded noun phrases conjunctions



Year 1 Curriculum Overview



Mathematics	Numbers to 10 Addition and subtraction within 10 Shape and patterns	Shape and patterns Numbers to 20 Addition and subtraction	Time Exploring calculation strategies within 20 Numbers to 50	Addition and subtraction within 20 Fractions Measures: Length and	Numbers 50 to 100 and beyond Addition and subtraction Money	Multiplication and division Measures: Capacity and volume
Science	Animals, including humans- All about me (6 lessons)	Seasonal Changes (5 lessons)	Animals, including humans- All about animals (6 lessons)	Exploring Everyday Materials (4 lessons)	Plants (4 lessons)	
History/ Geography	Where I live Homes Past and Present /Mae Jamieson		The UK	The Four Seasons	The First Aeroplane Flight	Coasts
Computing	Computing systems and network- technology around us Internet safety- Recognise what the internet is and how to use it safely.	Creating media – Digital painting Internet safety- identify how people's feelings and emotions can be affected by online	Programming A – Moving a robot Internet safety- Recognise how to treat others, both online and in person,	Data and information – Grouping data Internet safety- To Recognise the importance of being careful when posting and sharing online	Creating media – Digital writing Internet safety- To discuss ways to balance time spent online and offline.	Programming B - Programming animations
Art/DT	Art and Design: TSS MTP – Drawing and Painting Design and Technology: Food technology – Fruit salad Basic skills: Cutting		Art & Design: Simple Printing	Design and Technology Textiles: Puppets	Art and Design: Flora & Fauna	Design and Technology 3D Birds
PSHE	Being me in my world	Celebrating difference	Dreams and goals	Healthy me	Relationships	Changing me
RE	Our Wonderful World	Why do Christians give gifts at Christmas?	What do Hindu's celebrate?	<u>Special Books</u>	What do Muslims Celebrate?	What did Jesus teach humanity?
National days	Black History Month One World Week	National Anti-Bullying Week Bonfire Night Sustainable Development Day International Children's Day Human Rights Day	UNICEF Day of Change Walk to School Week Recycling Week Holocaust Memorial Day Martin Luther Day	International Women's Day Mother's Day Red Nose Day Fairtrade Fortnight International Book Day	Father's Day Family Week National Children's Day Disability Awareness Day	Refugee Week World Environment Day
Safeguarding Links	Mental Health Day	Anti-Bullying Week Road Safety Week	Safer Internet Day	World Health Day	Healthy Eating Week	Water Safety